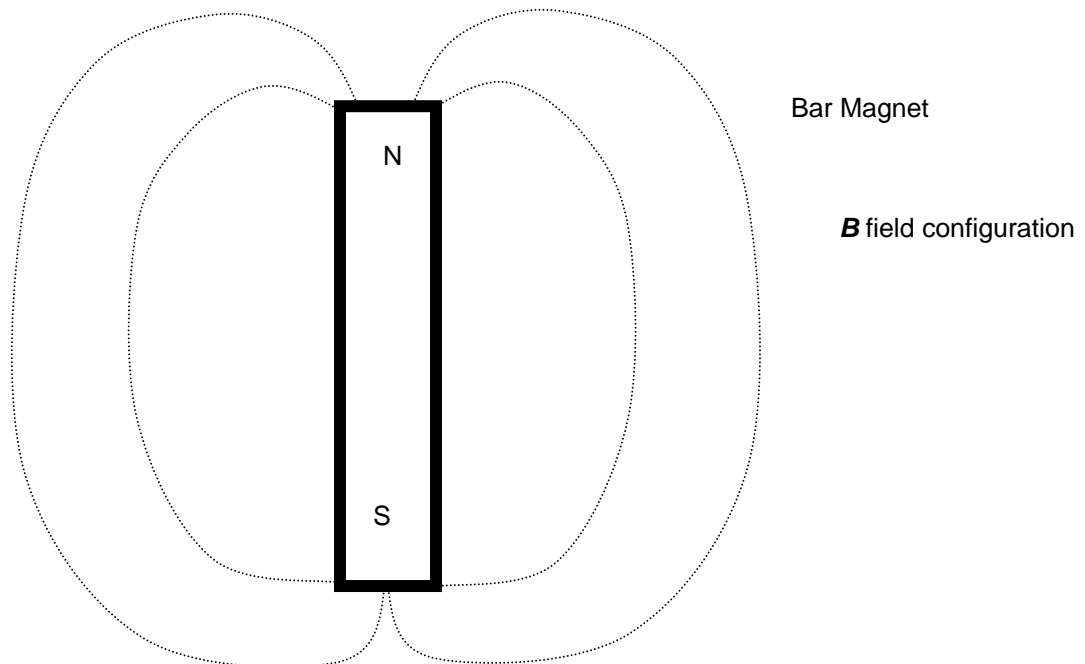


Magnetic Fields and Magnetic Forces

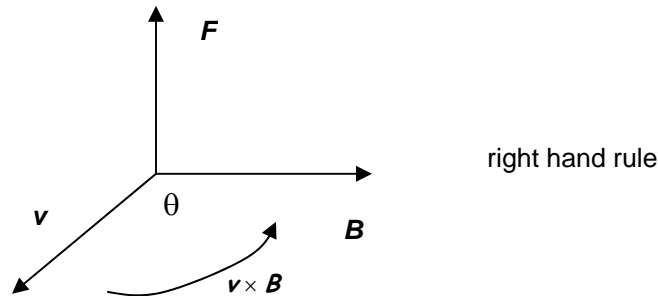
- Magnetic fields are created by charges in motion (currents)
- Magnetic fields are denoted with the symbol \mathbf{B} .
- Electricity & magnetism are related (relativity is the bridge)
- Magnetic fields are force fields like electric fields but the magnetic force only acts on charges in motion
- All magnets have two "poles", there are no magnetic monopoles
- The SI Unit of magnetic field strength is a Telsa (T). A 1 coulomb charge moving through a 1 Telsa \vec{B} field with a velocity of 1 m/s \perp to the field experiences 1 Newton of force
- CGS unit of magnetism is a Gauss (G), $1\text{T} = 10^4\text{G}$. Also equal to a Wb/m^2 .



Properties of the \mathbf{B} field

- Recall that \mathbf{E} is defined as the electric force per unit charge acting on a test charge placed at that point in space
- \mathbf{B} is defined similarly as the magnetic force that would be exerted on a moving charge q placed at a point in the field.
- The magnetic force is proportional to both charge and velocity

- The magnitude and direction of the magnetic force depend upon the velocity of the charged particle and the direction of the \mathbf{B} field.
- When a charged particle moves parallel to magnetic field the magnetic force on the charge is zero due to the magnetic field
- When a charged particle moves along a path that is not parallel to the magnetic fields lines it feels a magnetic force due to the presence of the field. This force is proportional to the magnitude of the charge, the strength of the field and the velocity of the particle
- $\vec{F}_m = q\vec{v} \times \vec{B}$ or $F_m = qvB \sin \theta$
- For a positive charge moving in a magnetic field, the direction of the magnetic force is perpendicular to the plane containing \mathbf{v} and \mathbf{B} , and may be determined via the right hand rule.



- To apply the RHR, one points their fingers in the direction of the moving, positive charge, and curls them, towards the palm of the hand, in the direction of the magnetic field. The thumb points in the direction of the magnetic force.

Summary

- The magnitude of the magnetic force on a moving charge is given by $F_m = qvB \sin \theta$
- The direction of the magnetic force is given by the right hand rule (for a positive charge)
- The magnetic force has a maximum value when $\theta = 90^\circ$ (the particle moves perpendicularly to the field lines)
- The magnetic force has a minimum value when $\theta = 0^\circ$ (the particle moves parallel to the field lines).
- The magnetic force *does no work* on a charge moving through a magnetic field. $W = (F_B)(s) \cos \theta$, and since the angle between the s and \mathbf{F}_B vectors is always 90° the work done in displacing the charge is zero.
- Magnetic forces alone cannot alter the kinetic energy of a particle.

Comparison between the electric and magnetic forces

F_E

acts in the direction of the E field

depends on magnitude and polarity of the charge

does work on charges turned loose in an electric field

F_B

acts perpendicular to the direction of the B field

depends on the magnitude, polarity and velocity of the charge

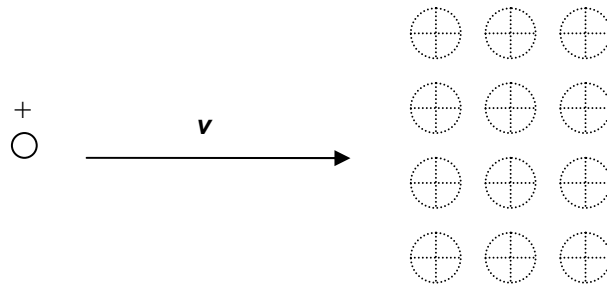
does no work on charges moving in a magnetic field

Motion of charged particles in a B field

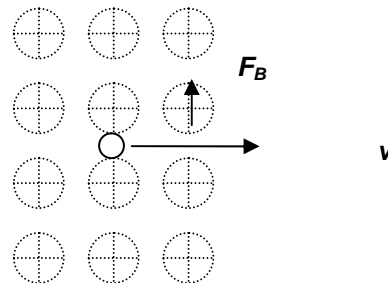
- Unless otherwise stated we will assume that the charged particle always enters a region of space containing a magnetic field perpendicular to the field lines and that the magnetic field is large and uniform.
- To represent any type of field lines in and out of the plane of a page we use the following symbols:



Consider a charge moving as shown below into a region of space containing the indicated uniform magnetic field

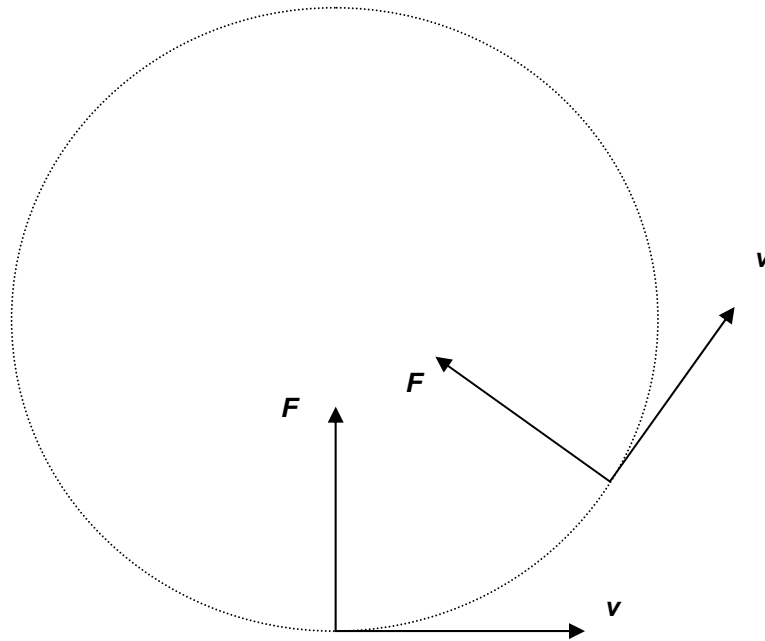


- This charge experiences a force of magnitude qvB in a direction given by the RHR. To apply the RHR one would point the fingers of their right hand in the direction of the velocity vector and curl their fingers towards their palm in the direction of the magnetic field lines which are into the plane of the page. In this case the thumb points up which is the direction of the force acting on the charge



- Since \mathbf{F} and \mathbf{v} are always perpendicular to each other, \mathbf{F} and \mathbf{s} are also always perpendicular to each other and the magnetic force does no work as it displaces the particle moving through the field

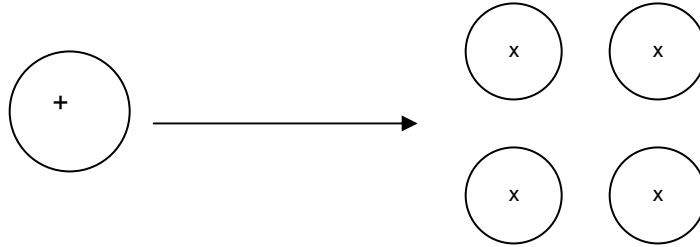
- If the magnitudes of \mathbf{v} and \mathbf{F} are constant and \mathbf{B} is fixed, then the directions of \mathbf{v} and \mathbf{F} must be changing
- Since \mathbf{F} is always perpendicular to \mathbf{v} it is a centripetal force



- Since $\vec{F} = m\vec{a}$ the acceleration is a centripetal acceleration of magnitude $a_c = \frac{v^2}{r}$
- Note that: $\vec{F} = q\vec{v}\vec{B} = m\vec{a} = m\frac{\vec{v}^2}{r} \rightarrow qvB = m\frac{v^2}{r} \rightarrow r = \frac{mv}{qB}$, so the path of the charged particle moving in a uniform magnetic field is a function of velocity, charge and the field, as expected, and of mass which is required by Newton's second law.
- This assumes that the particle's initial velocity is \perp to the \mathbf{B} field. If not the path is a helix rather than a circle.
- A magnetic field alone cannot alter the kinetic energy of a particle. A magnetic field can alter a particle's direction but not its speed.
- A *mass spectrometer* is a device that uses magnetic fields to separate charged particles (ions) by mass

Example 1

A 3 keV proton enters a B field of 1.0 T as shown below How far must the proton travel to be deflected a total of 90° ?



A proton of this energy in eV has energy in Joules of

$$3 \times 10^3 \text{ eV} \times \frac{1.602 \times 10^{-19} \text{ J}}{\text{eV}} = 4.80 \times 10^{-16} \text{ J}$$

and is traveling with a velocity of

$$4.80 \times 10^{-16} \text{ J} = \frac{1}{2} mv^2 \therefore v = \sqrt{\frac{(2)(4.80 \times 10^{-16} \text{ J})}{(1.67 \times 10^{-27} \text{ kg})}} = 7.6 \times 10^5 \text{ m} \cdot \text{s}^{-1}$$

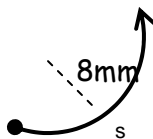
Next we must find the magnitude of the magnetic force acting on this proton

$$F = qvB = (1.602 \times 10^{-19} \text{ C})(7.6 \times 10^5 \text{ m} \cdot \text{s}^{-1})(1.0 \text{ T}) = 1.2 \times 10^{-13} \text{ N}$$

This is a *centripetal force* which causes the proton to move in a *circle* while in the field assuming that it enters the field perpendicularly. The radius of this circle is

$$qvB = m \frac{v^2}{r} \rightarrow r = \frac{mv}{qB} = 7.9 \times 10^{-3} \text{ m}$$

or approximately 8 mm. The final step is to find the arc length (s) along which the proton travels in being deflected 90° .

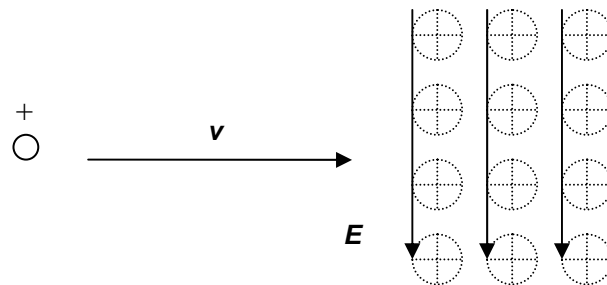


$$\begin{aligned} s &= r\theta \\ &= (7.9 \times 10^{-3} \text{ m})\left(\frac{\pi}{2} \text{ rad}\right) \\ &= 1.2 \times 10^{-2} \text{ m} \end{aligned}$$

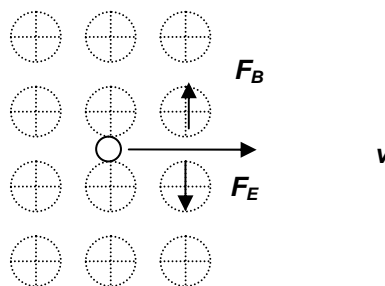
Lorentz Force Law

Consider a charged particle moving through a region of space under the influence of uniform \mathbf{E} and \mathbf{B} fields.

- The total force acting on such a particle is the vector sum of the electric and magnetic forces: $\vec{F}_{tot} = q\vec{E} + q\vec{v} \times \vec{B}$ or $\vec{F}_{tot} = q\vec{E} + qv\vec{B}\sin\theta$. This is known as the Lorentz force law.



- The Lorentz force law is a vector equation but it is easier to use it to obtain the magnitude of the force and to determine the direction of the net force by evaluating geometry..



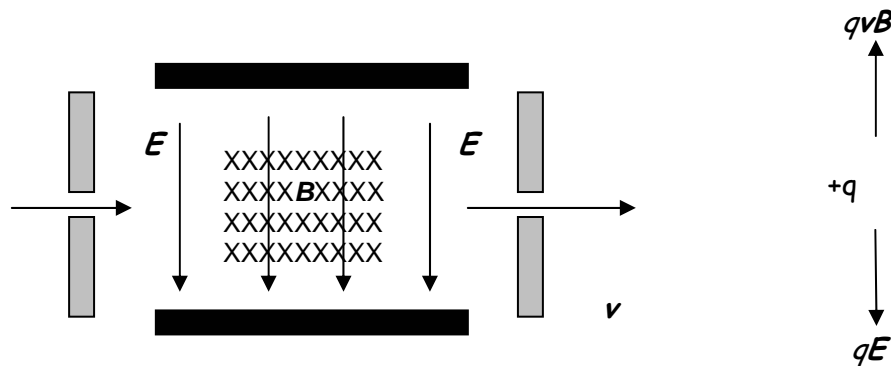
- In the situation above the electric and magnetic forces oppose each other.
- The magnitudes of the two forces are not necessarily be the same but they are oppositely directed.
- Since, all things being equal, the magnetic force depends on velocity and the electric force does not the electric force will dominate at low velocities and the magnetic force will dominate at high velocities.

It should be apparent that there is a velocity for which the electric and magnetic forces will be balanced for a given combination of field strengths:

$$F_B = F_E \rightarrow qE = qvB \rightarrow E = vB \therefore v = \frac{E}{B}$$

and that at this velocity a particle of any charge or mass will move through the field undeflected (ignoring the effects of gravity).

Consider a crossed field velocity selector



- A charged particle enters the velocity selector from the left through a device known as a *collimator* which is a slit designed to eliminate any particle that is not moving in the desired direction (along the +x axis).
- Inside the velocity selector there are two fields, a magnetic field directed into the plane of the page and an electric field directed downward. These fields produce forces on the charge in the directions shown at the right.
- Only particles of the desired velocity v will make it through the slit on the right side of the device

Example 2

A crossed-field velocity selector contains fixed magnets capable of generating a magnetic field of $B = .015T$. What must the electric field strength be if 750eV protons are to be undeflected?

Recall that 1 electron volt = 1.602×10^{-19} joules. This means that a proton of this kinetic energy has a velocity of: $(750)(1.602 \times 10^{-19} J) = \frac{1}{2} m_p v^2$

$$\therefore v = \sqrt{\frac{(2)(750)(1.602 \times 10^{-19} J)}{1.672 \times 10^{-27} kg}}$$

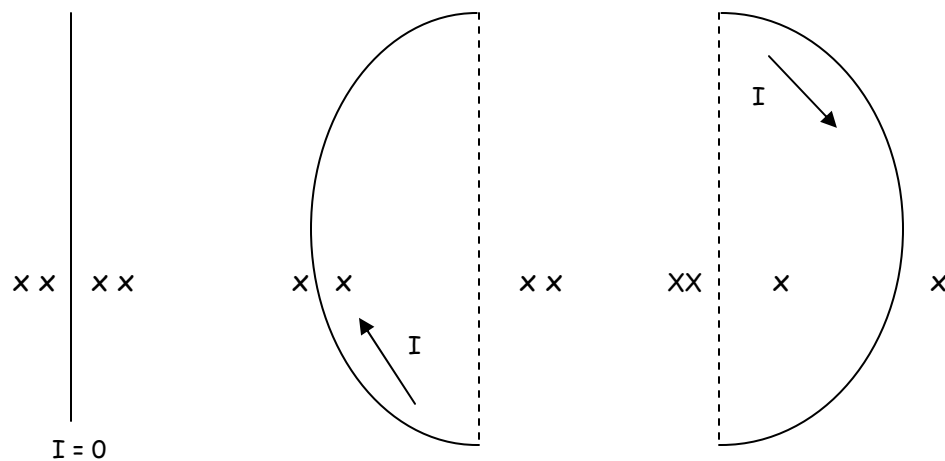
$$E = vB \rightarrow E = \left(\sqrt{\frac{(2)(750)(1.602 \times 10^{-19} J)}{1.672 \times 10^{-27} kg}} \right) 0.015T = 5.7 \times 10^3 V \cdot m^{-1}$$

Magnetic Force on a Current Carrying Conductor

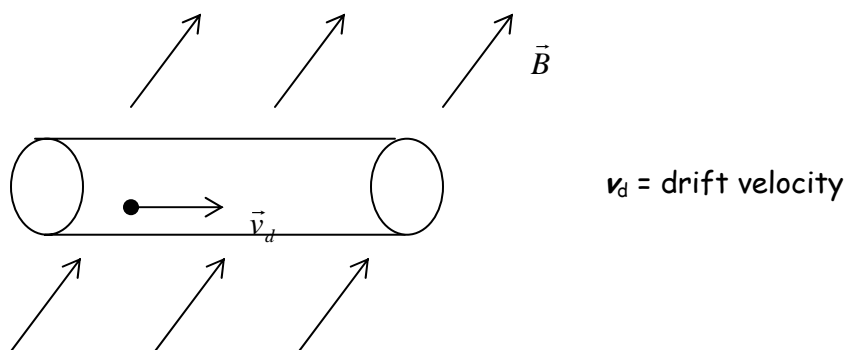
- Since current consists of moving charges, a current carrying wire also experiences a force when placed in a magnetic field.
- We consider current to consist of + charges

Consider a wire fixed at each end in a magnetic field and three possible current configurations:

- no current
- a current running up the wire
- a current running down the wire in



Examine more closely



Consider a segment of the wire of area A , length ℓ in an external field \vec{B} . The force on an individual charge moving through this segment of wire is $\vec{F} = q\vec{v}_d \times \vec{B}$.

- To compute the total force on this wire segment we multiply the force on one charge by the number of charges moving through the segment. It can be shown that the number of charges moving through a segment of wire, length ℓ and area A is $nA\ell$



$$\vec{F}_{total} = (q\vec{v}_d \times \vec{B})nA\ell$$

- Recall from our model of current flowing through conductors that $I = nqv_dA$.
- The force may be expressed in terms of current rather than in terms of individual charges. Notice that we define a vector $\vec{\ell}$ that has a magnitude equal to the length of the segment and points in the direction of current flow:

$$\vec{F} = nqv_dAB\ell \rightarrow \vec{F} = I\vec{\ell} \times \vec{B} \rightarrow F = I\ell B \sin \theta$$

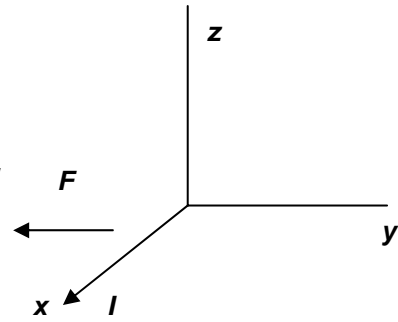
- This result applies only to straight wires and *ignores the field produced by the motion of the current itself*.
- It may be shown that for a closed current carrying loop in a magnetic field the total magnetic force on the loop is always zero. This does not mean that no magnetic forces act on such a loop, just that their vector sum is zero.
- Can you prove this geometrically?

Example

A current of 15 amps flows along a wire as shown in the diagram below. If the force on the wire is 0.63 Newtons per meter in the direction shown, what is the strength of the magnetic field? In what direction does the magnetic field point?

$$F = I\ell B \sin \theta = I\ell B$$

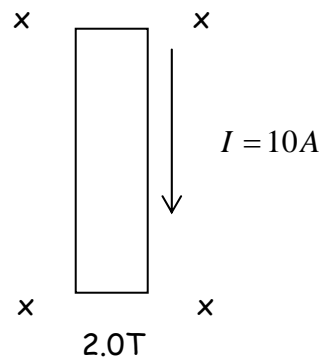
$$\frac{0.63N}{\ell} = IB \rightarrow 0.63N \cdot m^{-1} = (15\text{amps})B \rightarrow B = 0.042T$$



The RHR shows that the \mathbf{B} field must point along the +z axis.

Example

A conducting rod carries a current of 10A in a magnetic field of 2.0T as shown below. What force does the conductor experience?



RHR gives direction of force to the right

$$F = I\ell B \sin \theta = I\ell B$$

$$\frac{F}{\ell} = (10A)(2.0T) = 20A \frac{N}{A \cdot m} = 20N \cdot m^{-1}$$

If the rod is 1 meter long, how long does it take to accelerate it to 25 m/s if it has a mass of 1 kg?

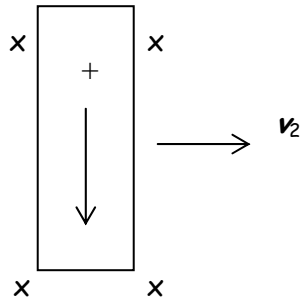
From dynamics:

$$\frac{F}{m} = a \rightarrow \frac{20N}{1kg} = 20m \cdot s^{-2}$$

From kinematics:

$$\frac{v}{a} = t = 1.25s$$

What keeps the rod in the previous example from accelerating without limit?



- Notice that as the rod begins to move to the right the moving charges in the rod experience two components of motion, one down (the *in situ* motion) and one to the right.
- The RHR establishes that the motion of the charges in the rod to the right results in a force (F_2) that acts upward on the charges moving downward in the rod of magnitude $F_2 = qv_2B \sin \theta$.
- This force counters the flow of current through the rod.